


Print the door hanger template on cardstock with a color printer. With an x-acto knife and ruler, cut along solid lines.

© 2010 Two Brunettes For Ruffled  
twobrunettesshop.com

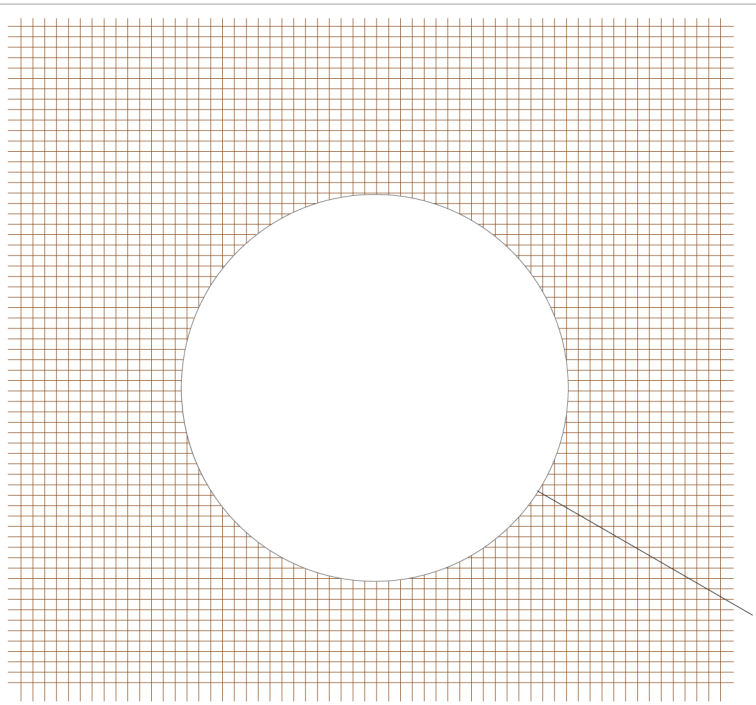


Bride




Print the door hanger template on cardstock with a color printer. With an x-acto knife and ruler, cut along solid lines.

© 2010 Two Brunettes For Ruffled  
twobrunettesshop.com




*Dream*



Print the door hanger template on cardstock with a color printer. With an x-acto knife and ruler, cut along solid lines.

© 2010 Two Brunettes For Ruffled  
twobrunettesshop.com



*Just  
Married*

